

Connecting FoxESS devices

Obtaining a FoxESS API Key

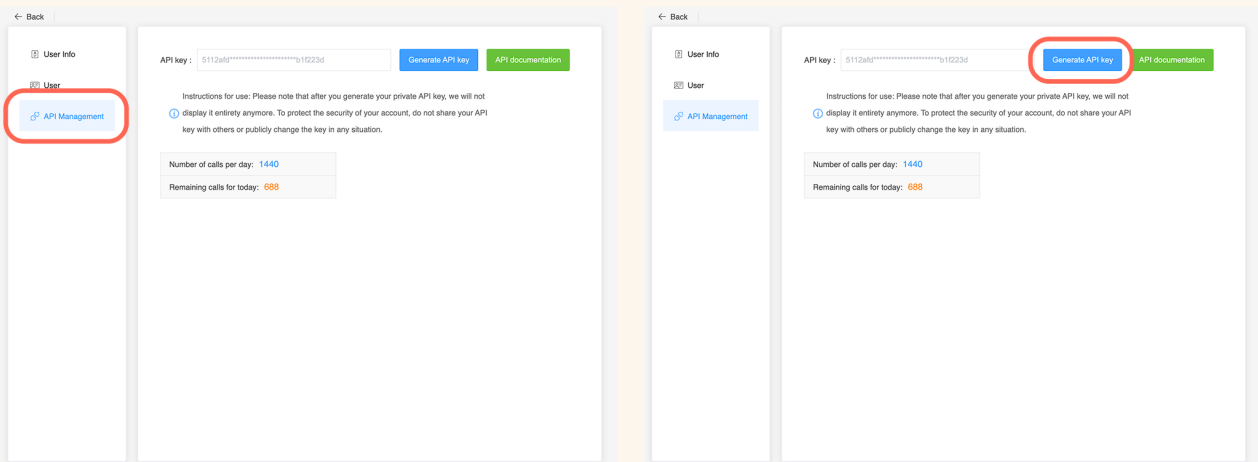
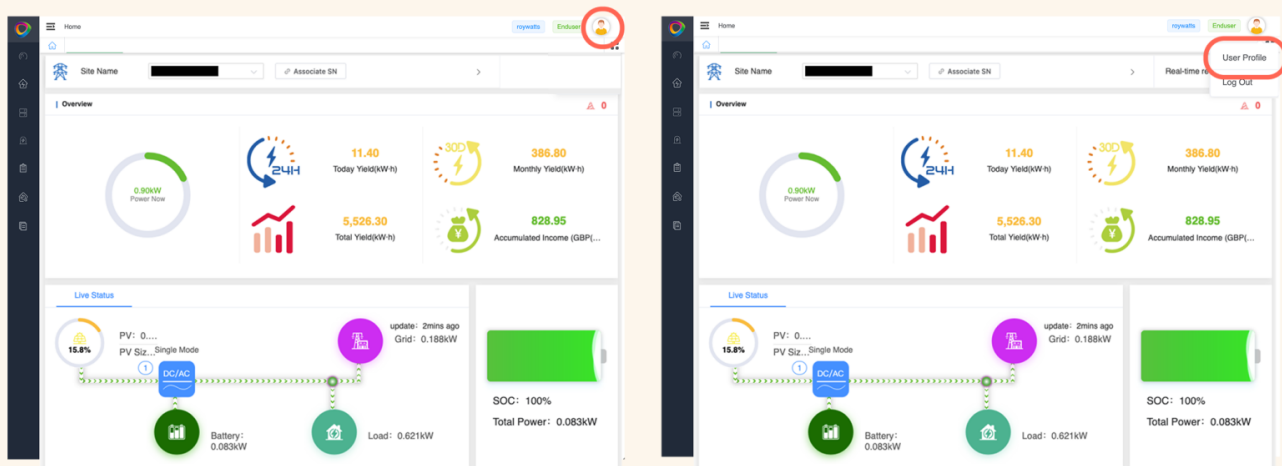
To connect your FoxESS system to Smug, you need follow these steps to generate and use an API key from your FoxESS account.

Step 1:

Log into your [FoxESS](#) account.

Step 2:

Once logged in, navigate to your **User Profile > API Management**.



Step 3:

Click on "**Generate API Key**".

Enter a name for the key (this can be anything - such as 'Smug', 'your name' etc.)

Enter your property address.

Tick both boxes to allow:

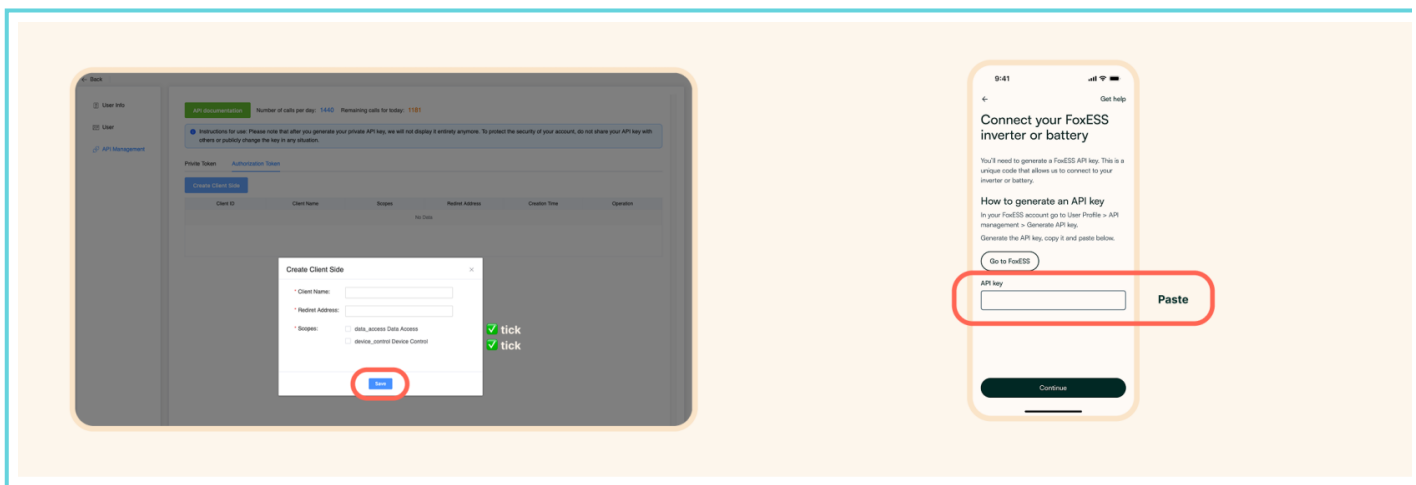
- ☐ Data access
- ☐ Device control

⚠ Save the API Key.

Once the key is generated, copy and store it somewhere safe. FoxESS does not show the full key again after this step.

⚠ If the key is lost, it cannot be recovered. You'll need to delete it and generate a new one.

Paste the API Key in the Smug app.



Revision #3

Created 20 March 2025 10:34:48 by Krisztian Hunter

Updated 27 March 2025 15:43:11 by Krisztian Hunter